

# October 2017 Catholic Identity Program Effectiveness Parent and Community Survey\_092117

---

run on 11/28/2017





## Report Filters

**School:**  
N/A

**Ethnicity:**  
N/A

**Relation to School:**  
N/A

**Gender:**  
N/A

**Religious Affiliation:**  
N/A

**Grade:**  
N/A

**Race:**  
N/A

**Years Affiliated:**  
N/A

**Tag:**  
N/A

 **AdvancED Certified Content**

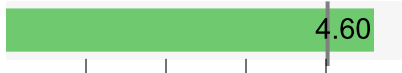
## Report Summary

### By Survey Section

### Section Score | Network Average

**Overall Score: 4.6**

Network Average: 4.02



**Information About My School: 4.56**

Network Average: 4.02





## Highest Scoring Items

**C3:** Our school mission clearly expresses a commitment to Catholic identity.



**C31:** Our school communicates how well students are achieving in comparison to similar students locally and/or nationally.



**C4:** Our school provides an academically rigorous Catholic religion program, taught by qualified teachers.



**C6:** Our school provides opportunities outside the classroom for student faith formation, and participation in retreats, prayer, mass, sacraments, and other spiritual experiences.



**C1:** Everyone in the school community - administrators, faculty and staff, students, parents/guardians, alums, and supporters - knows and understands the school's mission.



**C8:** Administrators, faculty, and staff serve as role models of faith and service to students.



**C14:** There is a person or group (such as a pastor or a board) who collaborates with the school administration to make or recommend decisions for the success of the school.



**C21:** Our school has a clearly articulated rigorous curriculum infused with Gospel values, preparing students for life and work.

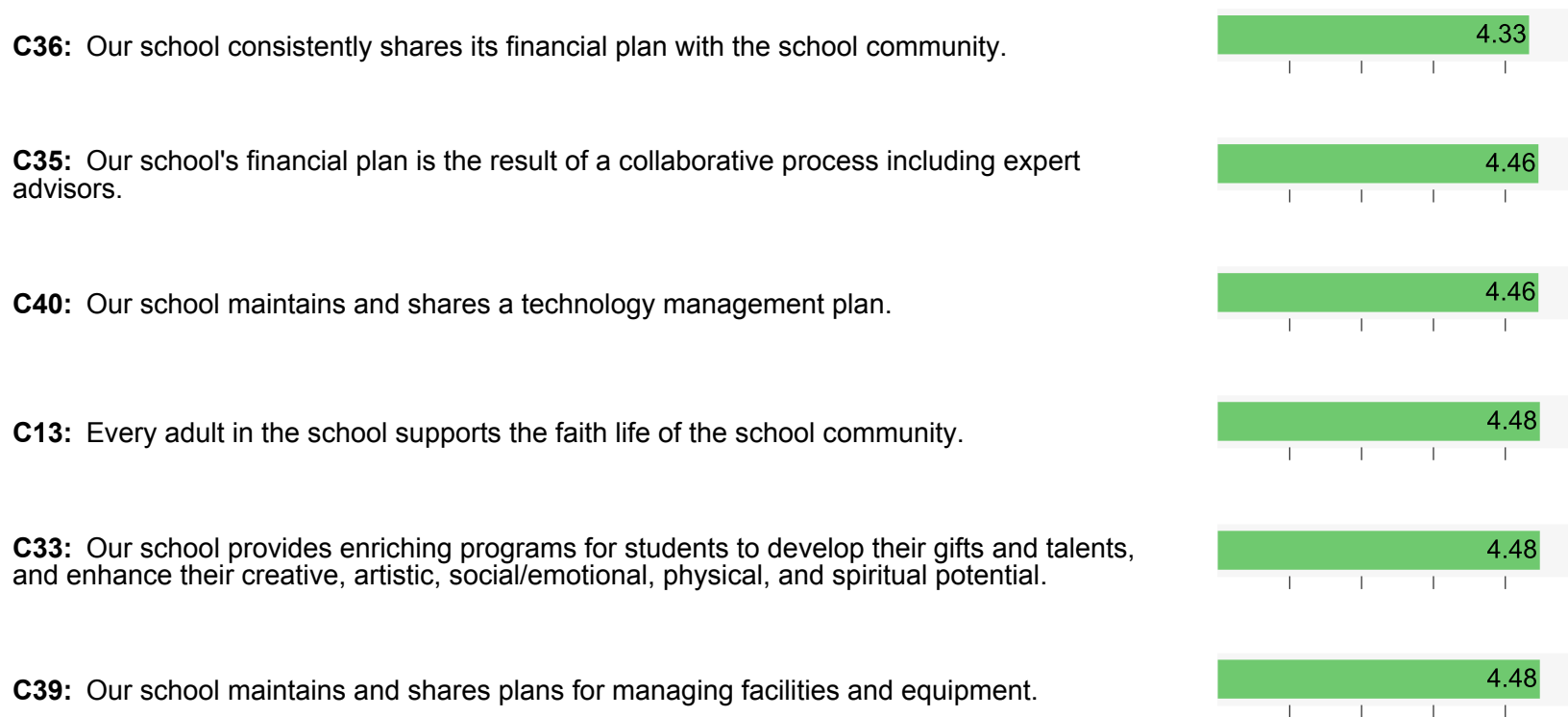


**C28:** Our school uses standardized and teacher-developed assessments to document student learning and report the outcomes to parents/guardians.



AdvancED Certified Content

## Lowest Scoring Items





**AdvancED Certified Content**

## Demographics

Number of Responses | Percentages of Total Responses

### 1. Gender

Male 10 14%

Female 60 86%

70 responses

### 2. Race

White 70 100%

70 responses

### 3. Ethnicity

Not Hispanic or Latino 69 100%

69 responses

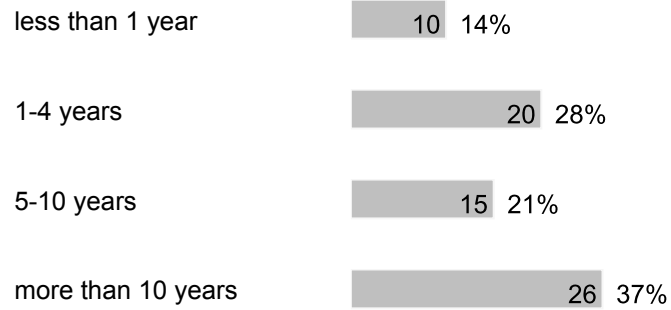
### 4. Religious Affiliation

Catholic 65 92%

Non-Catholic 6 8%

71 responses

### 5. Years Affiliated



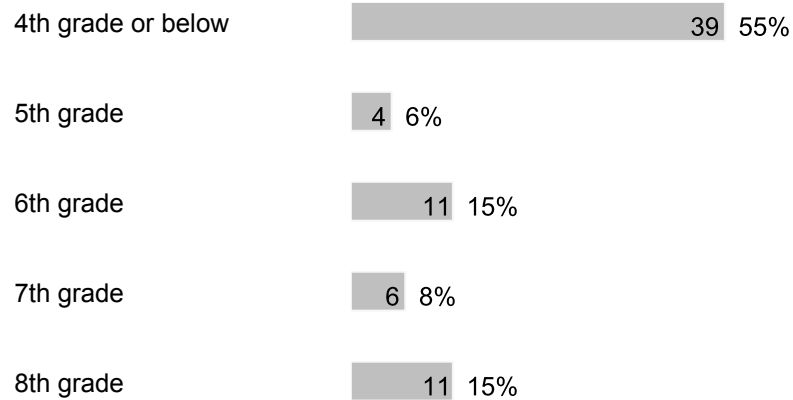
71 responses

### 6. Relation to School



71 responses

### 7. Grade



71 responses



 **AdvancED Certified Content**

## C. Information About My School

Section score: 4.56 Network average: 4.02

	Strongly Agree	Agree	Neutral	Disagree	Strongly Disagree	Don't Know
	5	4	3	2	1	
	Number of Responses					
	Percentage of Total Responses					
1. Everyone in the school community - administrators, faculty and staff, students, parents/guardians, alums, and supporters - knows and understands the school's mission.	45	21	0	0	0	1
	67%	31%	0%	0%	0%	1%
	67 responses					
2. Everything we do in our school is guided and directed by our mission.	42	23	1	0	0	1
	63%	34%	1%	0%	0%	1%
	67 responses					
3. Our school mission clearly expresses a commitment to Catholic identity.	52	15	0	0	0	0
	78%	22%	0%	0%	0%	0%
	67 responses					
4. Our school provides an academically rigorous Catholic religion program, taught by qualified teachers.	42	20	2	0	0	3
	63%	30%	3%	0%	0%	4%
	67 responses					

<b>5.</b> In all subjects, teachers help students think critically and ethically about the world around them, using the lens of Gospel values and Catholic doctrine and beliefs.	<b>41</b> <b>61%</b>	<b>20</b> <b>30%</b>	<b>1</b> <b>1%</b>	<b>2</b> <b>3%</b>	<b>0</b> <b>0%</b>	<b>3</b> <b>4%</b>
	67 responses					
<b>6.</b> Our school provides opportunities outside the classroom for student faith formation, and participation in retreats, prayer, mass, sacraments, and other spiritual experiences.	<b>42</b> <b>63%</b>	<b>23</b> <b>34%</b>	<b>0</b> <b>0%</b>	<b>0</b> <b>0%</b>	<b>0</b> <b>0%</b>	<b>2</b> <b>3%</b>
	67 responses					
<b>7.</b> Our school provides opportunities outside the classroom for students to participate in service activities for social justice.	<b>36</b> <b>54%</b>	<b>24</b> <b>36%</b>	<b>1</b> <b>1%</b>	<b>1</b> <b>1%</b>	<b>0</b> <b>0%</b>	<b>5</b> <b>7%</b>
	67 responses					
<b>8.</b> Administrators, faculty, and staff serve as role models of faith and service to students.	<b>48</b> <b>72%</b>	<b>17</b> <b>25%</b>	<b>2</b> <b>3%</b>	<b>0</b> <b>0%</b>	<b>0</b> <b>0%</b>	<b>0</b> <b>0%</b>
	67 responses					
<b>9.</b> Our school provides opportunities for faith formation for faculty and staff.	<b>37</b> <b>55%</b>	<b>24</b> <b>36%</b>	<b>1</b> <b>1%</b>	<b>0</b> <b>0%</b>	<b>0</b> <b>0%</b>	<b>5</b> <b>7%</b>
	67 responses					
<b>10.</b> Our school provides opportunities for faith formation for parents/guardians and other adult members of the school community.	<b>33</b> <b>49%</b>	<b>29</b> <b>43%</b>	<b>2</b> <b>3%</b>	<b>0</b> <b>0%</b>	<b>0</b> <b>0%</b>	<b>3</b> <b>4%</b>
	67 responses					
<b>11.</b> Our school helps parents/guardians support the faith life of their child.	<b>42</b> <b>63%</b>	<b>23</b> <b>34%</b>	<b>1</b> <b>1%</b>	<b>0</b> <b>0%</b>	<b>0</b> <b>0%</b>	<b>1</b> <b>1%</b>
	67 responses					
<b>12.</b> Our school provides opportunities for adult members of the school community to participate in service activities for social justice.	<b>34</b> <b>51%</b>	<b>27</b> <b>40%</b>	<b>2</b> <b>3%</b>	<b>0</b> <b>0%</b>	<b>0</b> <b>0%</b>	<b>4</b> <b>6%</b>
	67 responses					
<b>13.</b> Every adult in the school supports the faith life of the school community.	<b>34</b> <b>51%</b>	<b>28</b> <b>42%</b>	<b>2</b> <b>3%</b>	<b>1</b> <b>1%</b>	<b>0</b> <b>0%</b>	<b>2</b> <b>3%</b>
	67 responses					
<b>14.</b> There is a person or group (such as a pastor or a board) who collaborates with the school administration to make or recommend decisions for the success of the school.	<b>43</b>	<b>22</b>	<b>0</b>	<b>0</b>	<b>0</b>	<b>2</b>

	<b>64%</b>	<b>33%</b>	<b>0%</b>	<b>0%</b>	<b>0%</b>	<b>3%</b>
	67 responses					
<b>15.</b> A person or group (such as a pastor or a board), in collaboration with the school administration, takes responsibility for monitoring that the school is faithful to its mission, academically excellent and sound in its business decisions.	<b>41</b>	<b>23</b>	<b>1</b>	<b>0</b>	<b>0</b>	<b>2</b>
	<b>61%</b>	<b>34%</b>	<b>1%</b>	<b>0%</b>	<b>0%</b>	<b>3%</b>
	67 responses					
<b>16.</b> Our school administration effectively carries out its responsibilities in the areas of faith formation and instructional leadership.	<b>41</b>	<b>25</b>	<b>1</b>	<b>0</b>	<b>0</b>	<b>0</b>
	<b>61%</b>	<b>37%</b>	<b>1%</b>	<b>0%</b>	<b>0%</b>	<b>0%</b>
	67 responses					
<b>17.</b> Our school administration has authority to realize and implement the school's mission and vision.	<b>45</b>	<b>21</b>	<b>1</b>	<b>0</b>	<b>0</b>	<b>0</b>
	<b>67%</b>	<b>31%</b>	<b>1%</b>	<b>0%</b>	<b>0%</b>	<b>0%</b>
	67 responses					
<b>18.</b> Our school administration involves all members of the school community to ensure a school culture that embodies the mission and vision.	<b>36</b>	<b>29</b>	<b>1</b>	<b>0</b>	<b>0</b>	<b>1</b>
	<b>54%</b>	<b>43%</b>	<b>1%</b>	<b>0%</b>	<b>0%</b>	<b>1%</b>
	67 responses					
<b>19.</b> Our school administration takes responsibility for development and oversight of school programs, personnel, and school operations.	<b>43</b>	<b>24</b>	<b>0</b>	<b>0</b>	<b>0</b>	<b>0</b>
	<b>64%</b>	<b>36%</b>	<b>0%</b>	<b>0%</b>	<b>0%</b>	<b>0%</b>
	67 responses					
<b>20.</b> Our school has a strong culture of collaboration within the school at all levels to advance excellence.	<b>42</b>	<b>21</b>	<b>3</b>	<b>0</b>	<b>0</b>	<b>1</b>
	<b>63%</b>	<b>31%</b>	<b>4%</b>	<b>0%</b>	<b>0%</b>	<b>1%</b>
	67 responses					
<b>21.</b> Our school has a clearly articulated rigorous curriculum infused with Gospel values, preparing students for life and work.	<b>43</b>	<b>23</b>	<b>1</b>	<b>0</b>	<b>0</b>	<b>0</b>
	<b>64%</b>	<b>34%</b>	<b>1%</b>	<b>0%</b>	<b>0%</b>	<b>0%</b>
	67 responses					
<b>22.</b> In classes in our school, students spend most of the time solving problems, discussing ideas, creating their own work, reading, writing, speaking, and researching.	<b>45</b>	<b>19</b>	<b>0</b>	<b>1</b>	<b>0</b>	<b>2</b>
	<b>67%</b>	<b>28%</b>	<b>0%</b>	<b>1%</b>	<b>0%</b>	<b>3%</b>
	67 responses					
<b>23.</b> Curriculum and instruction in our school prepares students to be capable and critical users of media and technology.	<b>39</b>	<b>24</b>	<b>1</b>	<b>1</b>	<b>0</b>	<b>2</b>
	<b>58%</b>	<b>36%</b>	<b>1%</b>	<b>1%</b>	<b>0%</b>	<b>3%</b>
	67 responses					

<b>24.</b> Teachers use effective instruction to deliver the curriculum.	<b>41</b> <b>61%</b>	<b>24</b> <b>36%</b>	<b>2</b> <b>3%</b>	<b>0</b> <b>0%</b>	<b>0</b> <b>0%</b>	<b>0</b> <b>0%</b>
	67 responses					
<b>25.</b> At our school, teachers use different teaching approaches to meet the diverse needs of all students.	<b>41</b> <b>61%</b>	<b>21</b> <b>31%</b>	<b>3</b> <b>4%</b>	<b>0</b> <b>0%</b>	<b>0</b> <b>0%</b>	<b>2</b> <b>3%</b>
	67 responses					
<b>26.</b> At our school, teachers collaborate systematically and regularly in order to increase student achievement and improve teaching effectiveness.	<b>40</b> <b>60%</b>	<b>21</b> <b>31%</b>	<b>3</b> <b>4%</b>	<b>0</b> <b>0%</b>	<b>0</b> <b>0%</b>	<b>3</b> <b>4%</b>
	67 responses					
<b>27.</b> At our school, all administrators, faculty and staff engage in ongoing professional development.	<b>39</b> <b>58%</b>	<b>20</b> <b>30%</b>	<b>2</b> <b>3%</b>	<b>0</b> <b>0%</b>	<b>0</b> <b>0%</b>	<b>6</b> <b>9%</b>
	67 responses					
<b>28.</b> Our school uses standardized and teacher-developed assessments to document student learning and report the outcomes to parents/guardians.	<b>44</b> <b>66%</b>	<b>20</b> <b>30%</b>	<b>1</b> <b>1%</b>	<b>0</b> <b>0%</b>	<b>0</b> <b>0%</b>	<b>2</b> <b>3%</b>
	67 responses					
<b>29.</b> Our school uses the results of standardized and teacher-developed assessments to improve the curriculum and increase learning.	<b>39</b> <b>58%</b>	<b>23</b> <b>34%</b>	<b>2</b> <b>3%</b>	<b>0</b> <b>0%</b>	<b>0</b> <b>0%</b>	<b>3</b> <b>4%</b>
	67 responses					
<b>30.</b> Teachers vary the types of assessments they use to monitor individual and class-wide student learning.	<b>34</b> <b>51%</b>	<b>24</b> <b>36%</b>	<b>3</b> <b>4%</b>	<b>0</b> <b>0%</b>	<b>0</b> <b>0%</b>	<b>6</b> <b>9%</b>
	67 responses					
<b>31.</b> Our school communicates how well students are achieving in comparison to similar students locally and/or nationally.	<b>51</b> <b>76%</b>	<b>14</b> <b>21%</b>	<b>1</b> <b>1%</b>	<b>0</b> <b>0%</b>	<b>0</b> <b>0%</b>	<b>1</b> <b>1%</b>
	67 responses					
<b>32.</b> Our school provides programs and services that help students successfully complete the school program (for example, guidance and resource programs).	<b>37</b> <b>55%</b>	<b>23</b> <b>34%</b>	<b>1</b> <b>1%</b>	<b>0</b> <b>0%</b>	<b>0</b> <b>0%</b>	<b>6</b> <b>9%</b>
	67 responses					
<b>33.</b> Our school provides enriching programs for students to develop their gifts and talents, and enhance their creative, artistic, social/emotional, physical, and spiritual potential.	<b>34</b>	<b>28</b>	<b>2</b>	<b>1</b>	<b>0</b>	<b>2</b>

	<b>51%</b>	<b>42%</b>	<b>3%</b>	<b>1%</b>	<b>0%</b>	<b>3%</b>
	67 responses					
<b>34.</b> Our school provides opportunities for parents/guardians to be involved in the education of their children.	<b>36</b>	<b>27</b>	<b>1</b>	<b>1</b>	<b>0</b>	<b>2</b>
	<b>54%</b>	<b>40%</b>	<b>1%</b>	<b>1%</b>	<b>0%</b>	<b>3%</b>
	67 responses					
<b>35.</b> Our school's financial plan is the result of a collaborative process including expert advisors.	<b>31</b>	<b>18</b>	<b>7</b>	<b>0</b>	<b>0</b>	<b>11</b>
	<b>46%</b>	<b>27%</b>	<b>10%</b>	<b>0%</b>	<b>0%</b>	<b>16%</b>
	67 responses					
<b>36.</b> Our school consistently shares its financial plan with the school community.	<b>27</b>	<b>22</b>	<b>11</b>	<b>3</b>	<b>0</b>	<b>4</b>
	<b>40%</b>	<b>33%</b>	<b>16%</b>	<b>4%</b>	<b>0%</b>	<b>6%</b>
	67 responses					
<b>37.</b> Our school leaders take responsibility for ensuring that the financial plans and budgets are implemented using best practices.	<b>28</b>	<b>28</b>	<b>5</b>	<b>0</b>	<b>0</b>	<b>6</b>
	<b>42%</b>	<b>42%</b>	<b>7%</b>	<b>0%</b>	<b>0%</b>	<b>9%</b>
	67 responses					
<b>38.</b> Our school treats all personnel with consistency, fairness, and justice.	<b>34</b>	<b>27</b>	<b>2</b>	<b>1</b>	<b>0</b>	<b>3</b>
	<b>51%</b>	<b>40%</b>	<b>3%</b>	<b>1%</b>	<b>0%</b>	<b>4%</b>
	67 responses					
<b>39.</b> Our school maintains and shares plans for managing facilities and equipment.	<b>33</b>	<b>27</b>	<b>4</b>	<b>1</b>	<b>0</b>	<b>2</b>
	<b>49%</b>	<b>40%</b>	<b>6%</b>	<b>1%</b>	<b>0%</b>	<b>3%</b>
	67 responses					
<b>40.</b> Our school maintains and shares a technology management plan.	<b>29</b>	<b>28</b>	<b>3</b>	<b>0</b>	<b>0</b>	<b>7</b>
	<b>43%</b>	<b>42%</b>	<b>4%</b>	<b>0%</b>	<b>0%</b>	<b>10%</b>
	67 responses					
<b>41.</b> Our school's facilities, equipment, and technology management plans are designed to enhance teaching and learning.	<b>32</b>	<b>29</b>	<b>2</b>	<b>0</b>	<b>0</b>	<b>4</b>
	<b>48%</b>	<b>43%</b>	<b>3%</b>	<b>0%</b>	<b>0%</b>	<b>6%</b>
	67 responses					
<b>42.</b> Our school has an institutional advancement plan, based on our mission, which uses current and effective strategies for communications, marketing, enrollment management, and development.	<b>32</b>	<b>26</b>	<b>1</b>	<b>0</b>	<b>0</b>	<b>8</b>
	<b>48%</b>	<b>39%</b>	<b>1%</b>	<b>0%</b>	<b>0%</b>	<b>12%</b>
	67 responses					