

# October 2017 Catholic Identity Program Effectiveness Student Survey (Grades 5-8)\_092117

---

run on 11/06/2017



surveys





Catholic Identity Program Effectiveness Student Survey (Grades 5-8)

1 survey(s) 1808 response(s)

24 school(s) included

## Report Filters

**School:**  
N/A

**Ethnicity:**  
N/A

**Years Attended:**  
N/A

**Gender:**  
N/A

**Religious Affiliation:**  
N/A

**Tag:**  
N/A

**Race:**  
N/A

**Grade:**  
N/A



Catholic Identity Program Effectiveness Student Survey (Grades 5-8)

1 survey(s) 1808 response(s)

24 school(s) included



AdvancED Certified Content

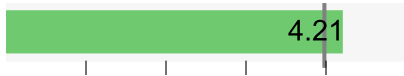
## Report Summary

### By Survey Section

### Section Score | Network Average

**Overall Score: 4.21**

Network Average: 3.98



**Information About My School: 4.15**

Network Average: 3.98





## AdvancED Certified Content

### Highest Scoring Items

**C3:** Our school's mission statement clearly says that we are a Catholic school.



**C11:** The principal makes sure that we have a successful school.



**C4:** Religion class in our school is very important, and is taught by knowledgeable teachers.



**C24:** Our school offers programs and activities (such as sports, drama, clubs, or band) for students to develop their gifts and talents.

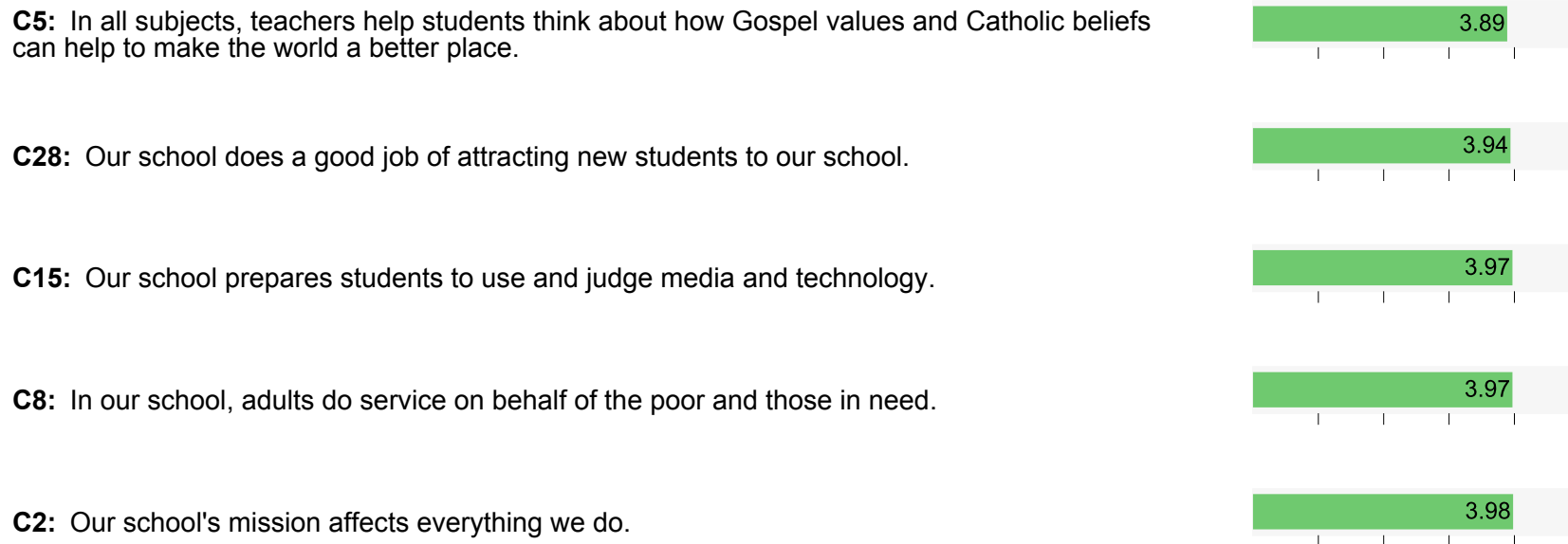


**C6:** Our school provides opportunities outside the classroom for students to develop their faith and participate in Mass, sacraments and prayer.



 **AdvancED Certified Content**

## Lowest Scoring Items



 **AdvancED Certified Content**

## Demographics

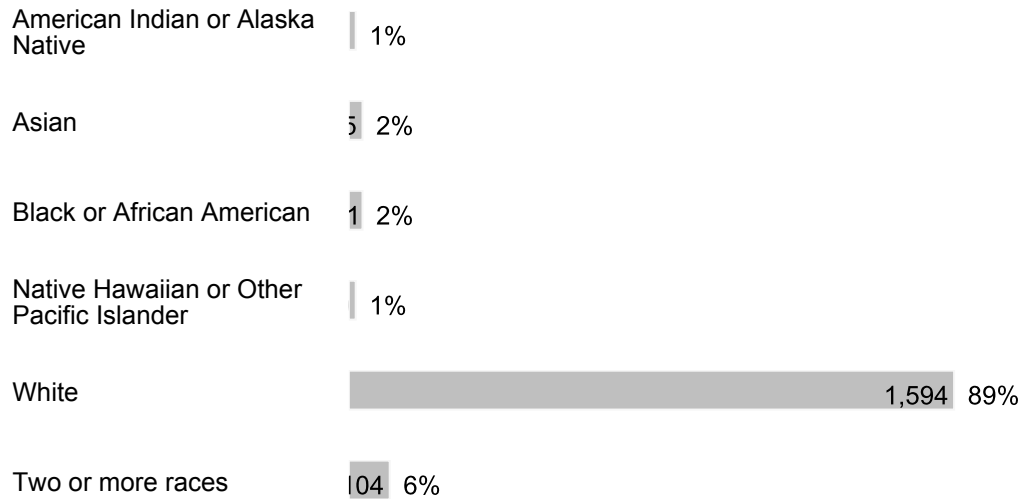
Number of Responses | Percentages of Total Responses

### 1. Gender



1801 responses

### 2. Race

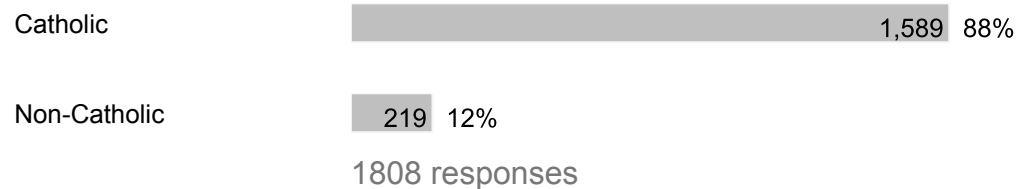


1801 responses

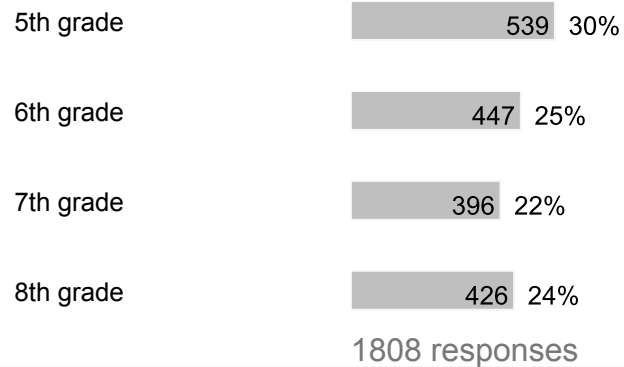
### 3. Ethnicity



### 4. Religious Affiliation

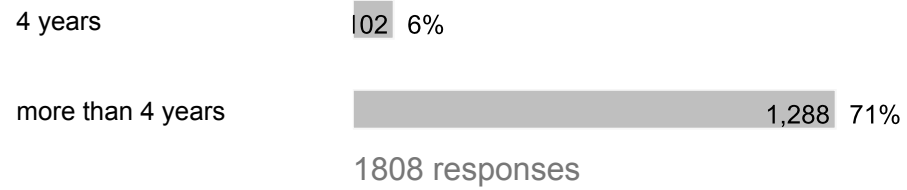


### 5. Grade



### 6. Years Attended







 **AdvancED Certified Content**

## C. Information About My School

Section score: 4.15 Network average: 3.98

	<b>Strongly Agree</b>	<b>Agree</b>	<b>Neutral</b>	<b>Disagree</b>	<b>Strongly Disagree</b>	<b>Don't Know</b>
	<b>5</b>	<b>4</b>	<b>3</b>	<b>2</b>	<b>1</b>	
	<b>Number of Responses</b>					
	<b>Percentage of Total Responses</b>					
<b>1. Everyone in the school community - the principal, teachers and staff, students, and parents/guardians - knows and understands the school's mission.</b>	<b>629</b>	<b>728</b>	<b>188</b>	<b>43</b>	<b>15</b>	<b>87</b>
	<b>37%</b>	<b>43%</b>	<b>11%</b>	<b>3%</b>	<b>1%</b>	<b>5%</b>
	1690 responses					
<b>2. Our school's mission affects everything we do.</b>	<b>390</b>	<b>712</b>	<b>377</b>	<b>84</b>	<b>32</b>	<b>95</b>
	<b>23%</b>	<b>42%</b>	<b>22%</b>	<b>5%</b>	<b>2%</b>	<b>6%</b>
	1690 responses					
<b>3. Our school's mission statement clearly says that we are a Catholic school.</b>	<b>1168</b>	<b>409</b>	<b>50</b>	<b>17</b>	<b>7</b>	<b>39</b>
	<b>69%</b>	<b>24%</b>	<b>3%</b>	<b>1%</b>	<b>0%</b>	<b>2%</b>
	1690 responses					
<b>4. Religion class in our school is very important, and is taught by knowledgeable teachers.</b>	<b>935</b>	<b>534</b>	<b>152</b>	<b>48</b>	<b>935</b>	<b>12</b>
	<b>55%</b>	<b>32%</b>	<b>9%</b>	<b>3%</b>	<b>55%</b>	<b>1%</b>
	1690 responses					

<b>5.</b> In all subjects, teachers help students think about how Gospel values and Catholic beliefs can help to make the world a better place.	<b>422</b> <b>25%</b>	<b>641</b> <b>38%</b>	<b>399</b> <b>24%</b>	<b>143</b> <b>8%</b>	<b>38</b> <b>2%</b>	<b>47</b> <b>3%</b>
	1690 responses					
<b>6.</b> Our school provides opportunities outside the classroom for students to develop their faith and participate in Mass, sacraments and prayer.	<b>786</b> <b>47%</b>	<b>697</b> <b>41%</b>	<b>145</b> <b>9%</b>	<b>29</b> <b>2%</b>	<b>11</b> <b>1%</b>	<b>22</b> <b>1%</b>
	1690 responses					
<b>7.</b> Our school provides opportunities outside the classroom for students to do service on behalf of the poor and those in need.	<b>566</b> <b>33%</b>	<b>683</b> <b>40%</b>	<b>254</b> <b>15%</b>	<b>84</b> <b>5%</b>	<b>21</b> <b>1%</b>	<b>82</b> <b>5%</b>
	1690 responses					
<b>8.</b> In our school, adults do service on behalf of the poor and those in need.	<b>354</b> <b>21%</b>	<b>741</b> <b>44%</b>	<b>318</b> <b>19%</b>	<b>71</b> <b>4%</b>	<b>10</b> <b>1%</b>	<b>196</b> <b>12%</b>
	1690 responses					
<b>9.</b> The principal, teachers, and staff serve as role models of faith and service to students.	<b>743</b> <b>44%</b>	<b>660</b> <b>39%</b>	<b>195</b> <b>12%</b>	<b>48</b> <b>3%</b>	<b>21</b> <b>1%</b>	<b>23</b> <b>1%</b>
	1690 responses					
<b>10.</b> In our school, adults take time to pray together.	<b>498</b> <b>29%</b>	<b>631</b> <b>37%</b>	<b>270</b> <b>16%</b>	<b>73</b> <b>4%</b>	<b>23</b> <b>1%</b>	<b>195</b> <b>12%</b>
	1690 responses					
<b>11.</b> The principal makes sure that we have a successful school.	<b>1054</b> <b>62%</b>	<b>449</b> <b>27%</b>	<b>108</b> <b>6%</b>	<b>36</b> <b>2%</b>	<b>16</b> <b>1%</b>	<b>27</b> <b>2%</b>
	1690 responses					
<b>12.</b> The principal involves everyone in the school community to make sure that everything we do furthers the school's mission and vision.	<b>637</b> <b>38%</b>	<b>701</b> <b>41%</b>	<b>202</b> <b>12%</b>	<b>46</b> <b>3%</b>	<b>21</b> <b>1%</b>	<b>83</b> <b>5%</b>
	1690 responses					
<b>13.</b> The principal finds ways to help teachers, staff, students, and parents work together in striving for excellence in all aspects of the school.	<b>690</b> <b>41%</b>	<b>655</b> <b>39%</b>	<b>204</b> <b>12%</b>	<b>48</b> <b>3%</b>	<b>21</b> <b>1%</b>	<b>72</b> <b>4%</b>
	1690 responses					
<b>14.</b> Our school prepares students for the best high schools.	<b>734</b>	<b>603</b>	<b>214</b>	<b>48</b>	<b>23</b>	<b>68</b>

	<b>43%</b>	<b>36%</b>	<b>13%</b>	<b>3%</b>	<b>1%</b>	<b>4%</b>
	1690 responses					
<b>15.</b> Our school prepares students to use and judge media and technology.	<b>465</b>	<b>674</b>	<b>305</b>	<b>101</b>	<b>53</b>	<b>92</b>
	<b>28%</b>	<b>40%</b>	<b>18%</b>	<b>6%</b>	<b>3%</b>	<b>5%</b>
	1690 responses					
<b>16.</b> In our classes, students spend most of the time solving problems, discussing ideas, creating their own work, reading, writing, speaking, and researching.	<b>653</b>	<b>661</b>	<b>258</b>	<b>69</b>	<b>29</b>	<b>20</b>
	<b>39%</b>	<b>39%</b>	<b>15%</b>	<b>4%</b>	<b>2%</b>	<b>1%</b>
	1690 responses					
<b>17.</b> Our teachers do a good job of helping all students learn.	<b>785</b>	<b>615</b>	<b>203</b>	<b>53</b>	<b>26</b>	<b>8</b>
	<b>46%</b>	<b>36%</b>	<b>12%</b>	<b>3%</b>	<b>2%</b>	<b>0%</b>
	1690 responses					
<b>18.</b> At our school, teachers use many different approaches in their classrooms to meet the different needs of all students.	<b>622</b>	<b>694</b>	<b>215</b>	<b>86</b>	<b>38</b>	<b>35</b>
	<b>37%</b>	<b>41%</b>	<b>13%</b>	<b>5%</b>	<b>2%</b>	<b>2%</b>
	1690 responses					
<b>19.</b> At our school, teachers work together to help each other become better teachers.	<b>521</b>	<b>657</b>	<b>223</b>	<b>56</b>	<b>16</b>	<b>217</b>
	<b>31%</b>	<b>39%</b>	<b>13%</b>	<b>3%</b>	<b>1%</b>	<b>13%</b>
	1690 responses					
<b>20.</b> At our school, student work is graded fairly.	<b>599</b>	<b>662</b>	<b>241</b>	<b>79</b>	<b>49</b>	<b>60</b>
	<b>35%</b>	<b>39%</b>	<b>14%</b>	<b>5%</b>	<b>3%</b>	<b>4%</b>
	1690 responses					
<b>21.</b> At our school, teachers use student work and student test results to improve how they teach.	<b>422</b>	<b>633</b>	<b>261</b>	<b>86</b>	<b>29</b>	<b>259</b>
	<b>25%</b>	<b>37%</b>	<b>15%</b>	<b>5%</b>	<b>2%</b>	<b>15%</b>
	1690 responses					
<b>22.</b> At our school, teachers find many different ways to see how much students have learned.	<b>544</b>	<b>735</b>	<b>248</b>	<b>64</b>	<b>16</b>	<b>83</b>
	<b>32%</b>	<b>43%</b>	<b>15%</b>	<b>4%</b>	<b>1%</b>	<b>5%</b>
	1690 responses					
<b>23.</b> Our school offers guidance and resources (such as counselors, tutors and special teachers) to help students be successful.	<b>798</b>	<b>651</b>	<b>130</b>	<b>33</b>	<b>20</b>	<b>58</b>
	<b>47%</b>	<b>39%</b>	<b>8%</b>	<b>2%</b>	<b>1%</b>	<b>3%</b>
	1690 responses					

<b>24.</b> Our school offers programs and activities (such as sports, drama, clubs, or band) for students to develop their gifts and talents.	<b>921</b>	<b>542</b>	<b>156</b>	<b>35</b>	<b>19</b>	<b>17</b>
	<b>54%</b>	<b>32%</b>	<b>9%</b>	<b>2%</b>	<b>1%</b>	<b>1%</b>
1690 responses						
<b>25.</b> Our school invites parents/guardians to be involved in the school.	<b>740</b>	<b>689</b>	<b>169</b>	<b>40</b>	<b>11</b>	<b>41</b>
	<b>44%</b>	<b>41%</b>	<b>10%</b>	<b>2%</b>	<b>1%</b>	<b>2%</b>
1690 responses						
<b>26.</b> Our school provides the space, equipment and technology we need to learn.	<b>710</b>	<b>683</b>	<b>188</b>	<b>63</b>	<b>33</b>	<b>13</b>
	<b>42%</b>	<b>40%</b>	<b>11%</b>	<b>4%</b>	<b>2%</b>	<b>1%</b>
1690 responses						
<b>27.</b> Our school uses different ways to keep parents/guardians informed about all that is happening in our school.	<b>717</b>	<b>712</b>	<b>155</b>	<b>39</b>	<b>20</b>	<b>47</b>
	<b>42%</b>	<b>42%</b>	<b>9%</b>	<b>2%</b>	<b>1%</b>	<b>3%</b>
1690 responses						
<b>28.</b> Our school does a good job of attracting new students to our school.	<b>507</b>	<b>576</b>	<b>322</b>	<b>93</b>	<b>62</b>	<b>130</b>
	<b>30%</b>	<b>34%</b>	<b>19%</b>	<b>6%</b>	<b>4%</b>	<b>8%</b>
1690 responses						



Catholic Identity Program Effectiveness Student Survey (Grades 5-8)

1 survey(s) 1808 response(s)

24 school(s) included

## Appendix

### Schools

Mater Dei High School  
Saint Wendel School  
Diocese of Evansville  
Annunciation Catholic School at Christ the King  
Corpus Christi School  
Flaget Elementary School  
Good Shepherd School  
Holy Cross School  
Holy Redeemer School  
Holy Rosary School  
Annunciation Catholic School at Holy Spirit  
Holy Trinity Catholic School  
Resurrection School  
Rivet Middle & High School  
St. Benedict Cathedral School  
St. Bernard School  
St. James School  
St. John the Baptist School  
St. Joseph School - Vanderburgh County  
St. Joseph School - Princeton  
St. Philip School  
Sts. Peter & Paul School  
Washington Catholic Middle & High School  
Westside Catholic