

Week: March 30 – April 3

Grade: Kindergarten

E-Learning

Jennifer Holder
jholder@evdio.org
812-431-5380

Office Hours:
Monday-Thursday 8 a.m. – 3 p.m.

The days listed below are just recommended days to do the activities to help guide you. Please plan your schedule on what works best for your family. You have until 11:59 p.m. Sunday, April 5 to complete the activities below.

Zoom Meeting: I will send a link for our weekly Zoom meeting. We will meet Tuesday at 9:00 a.m. Bring a stuffed animal for show and share! ☺

Weekly Greeting Message From Mrs. Holder:

<https://safeYouTube.net/w/ONz3>



Language Arts

Story and Response:
Tops and Bottoms

Lesson/Assignment

Monday:
Listen to the first video.

<https://safeYouTube.net/w/sHn3>



Students will make a prediction. Use the pdf prediction sheet that is attached. You may print or record your prediction in your notebook.

Click on the second link to hear the rest of the story.

<https://safeYouTube.net/w/SIn3>



Upload a photo to dojo. You may add a voice recording of your prediction.

Wednesday:

Listen to Tops and Bottoms.

<https://safeYouTube.net/w/r8b3>



Sign on to SeeSaw (use link or app). Use the retelling cards to retell the story. Voice record the story.

<https://app.seesaw.me/#/student/login>



****Here is a video of Mrs. Holder showing you how to retell the story using SeeSaw!****

<https://safeYouTube.net/w/kkp3>



Thursday:
Kahoot Quiz:

https://kahoot.it/challenge/0131182?challenge-id=0098793d-11ca-4346-8301-3b51daeb36be_1585161513750



Word Work/Spelling:

-ay, Long A

Spelling Words:
pay, say, bay, play, tray, stay

Here is the link to SeeSaw
(use link or app).

<https://app.seesaw.me/#/student/login>



Monday: Complete Long ay, short a vowel sort. Sign in to SeeSaw. See instructions listed there.

Tuesday: Build the following words on SeeSaw: pay, May, say, lay, play, bay, day, tray, stay. See instructions listed on SeeSaw.

Wednesday: Review spelling words.

Thursday: Complete spelling test on Moby Max.



Spelling List

Be sure to stop at the last word "stay". The spelling will continue to give new words.

Spelling words will be in this order:
pay, say, bay, play, tray, stay

www.mobymax.com/signin

School Code: in2646





Reading:


AR Link:


<https://hosted380.renlearn.com/124393/>




Please try to read for 10 minutes each day. If you would like to upload a video of your child reading fluency cards then I will send you a new set via e-mail. Create a new activity and upload videos to Seesaw or Dojo.

Math	Lesson/Assignment
<p style="text-align: center;">Math Lesson: Addition</p> <p style="text-align: center;">Here is the link to SeeSaw (use link or app).</p> <p style="text-align: center;">https://app.seesaw.me/#/student/login</p> 	<p>Tuesday: Complete Week 2: Addition 1 on SeeSaw.</p> <p>Wednesday: Complete Week 2: Addition 2 on SeeSaw.</p> <p>Thursday: Roll the dice. Add the dice together. Record 10 addition problems in your notebook. Take a photo and submit to dojo.</p> <p>Use the link for a dice tool. You will have to select the "use dice 2" setting at the top of the screen. (Or use two dice from home if you have them!)</p> <p>https://www.teacherled.com/iresources/tools/dice/</p> 

Religion	Lesson/Assignment
<p style="text-align: center;">Palm/Passion Sunday</p> <p style="text-align: center;">Jesus gave his life for us.</p> <p style="text-align: center;">This activity is suggested for the end of the week.</p>	<p style="text-align: center;">Click here for a video of Mrs. Holder's religion lesson.</p> <p style="text-align: center;">https://safeYouTube.net/w/8903</p>  <p style="text-align: center;">I invite students to make their own palm this week to welcome Jesus and prepare for Holy Week. See attached pdf.</p>

Science/Social Studies	Lesson/Assignment
<p>Mystery Doug:</p> <p>How does hand sanitizer kill germs?</p>	<p>https://mysteryscience.com/mini-lessons/germs-sanitizer?loc=mini-lesson-button</p> 

Art	Lesson/Assignment
<p>Wednesday</p>	<p>Hello Kindergarten Students! Welcome to Art!</p> <p>For our e-learning assignment this week we will listen to the book: The Color Monster.</p>  <p>https://www.youtube.com/watch?v=PWujGPb6mgo</p> <p>When you finish listening to the book, please draw a picture of a monster with your pencil. When finished, please color your monster using a color that will show how your monster feels. Please write a sentence telling me why you chose that color.</p> <p>Please take a picture and voice record your drawing on dojo. Thanks! Mrs. Amber Martin</p>

P.E.

Lesson/Assignment

Tuesday/
Thursday


Continue using your PE log and attempt 30 minutes of physical activity for Tuesday and Thursday.

Here are some additional activities if you want to use them:

<https://drive.google.com/file/d/1kpaIps9WsJI5LnMJxVafcuwFLESZC60/view?usp=sharing>



Baby Shark Video: <https://youtu.be/XqZsoesa55w>



Monkey Banana & More Video: <https://youtu.be/jLDHYD03v8Y>



Fitness Memory Family Activity-Print and Play:

<https://drive.google.com/file/d/17ZYxH3kznTXHDm3C6Pxjcfzml5DgMr9/view?usp=sharing>

